

TOWNLEY








Engineering & Manufacturing Co., Inc.

VALVES

KNIFE GATE VALVE SELECTOR



KNIFE GATE VALVE selector table

PRODUCT	FEATURES										
	Seat	liner	blade	PSI	bi-direction	body	flange	size	applications	options	
Series 150	Towniprene	HC or Towniprene	stainless steel CD4MCu	150 or 300	yes	fab	through-bolted ANSI 150 or 250/300	4" to 36"	FGD & ash removal General abrasive slurry handling Mining matrix & tailings	Other materials on request	
80 TP	Towniprene bubble seal flush-seat	bonded Towniprene	316 or 317L stainless steel induction- hardened	150	yes	cast ductile iron	Lug	3" to 48"	General purpose for power plant	300 PSI	
80 SS	316 Stainless steel	316 stainless steel	316 stainless steel	150	NOT	cast SS	lug	3" to 78"	Chemical, pulp, pellets and powders	317L or C276	
80 SSRS	EPDM rubber bubble-seal	stainless steel	stainless steel	150	yes	cast SS	lug	3" to 48"	Mining and mills, pulp & paper, chemical and petroleum	317L or C276	
80 DI	Natural flush rubber reinforced	ductile iron	stainless steel	150	yes	cast ductile iron	Semi-lug	3" to 24"	water, pulp, pellets, powders and slurries	317L or C276	
80 BA	Towniprene	High-chrome wear inserts	410 SS, induction-hardened	150	yes	cast ductile iron	lug	3" to 36"	Power plant bottom ash or fly ash extraction	300PSI	
Pinch Valve	Rubber hose	SBR or natural rubber	Pinch bar double action	100	yes modulating	Fabricated steel	150# drilled flanges	3" to 24"	Chemical, mineral beneficiation, dredging, sand & gravel, power plant	Urethane tube	

Standard features:

All non-stainless steel bodies have anti-corrosion coatings

Operation by handwheel or a variety of automated positioners and actuators